

## Specification Sheets for Belltown Vanities & Linen.

### SPECIFICATION VARIANCES

Dimensions on finished vanities may vary slightly from those shown on these specification sheets due to variability in construction materials.

Our products are engineered to maintain close dimensional tolerances but variability in manufacturing materials can change dimensions slightly (normally within  $\pm 1/8"$  but occasionally up to  $\pm 3/16"$ ).

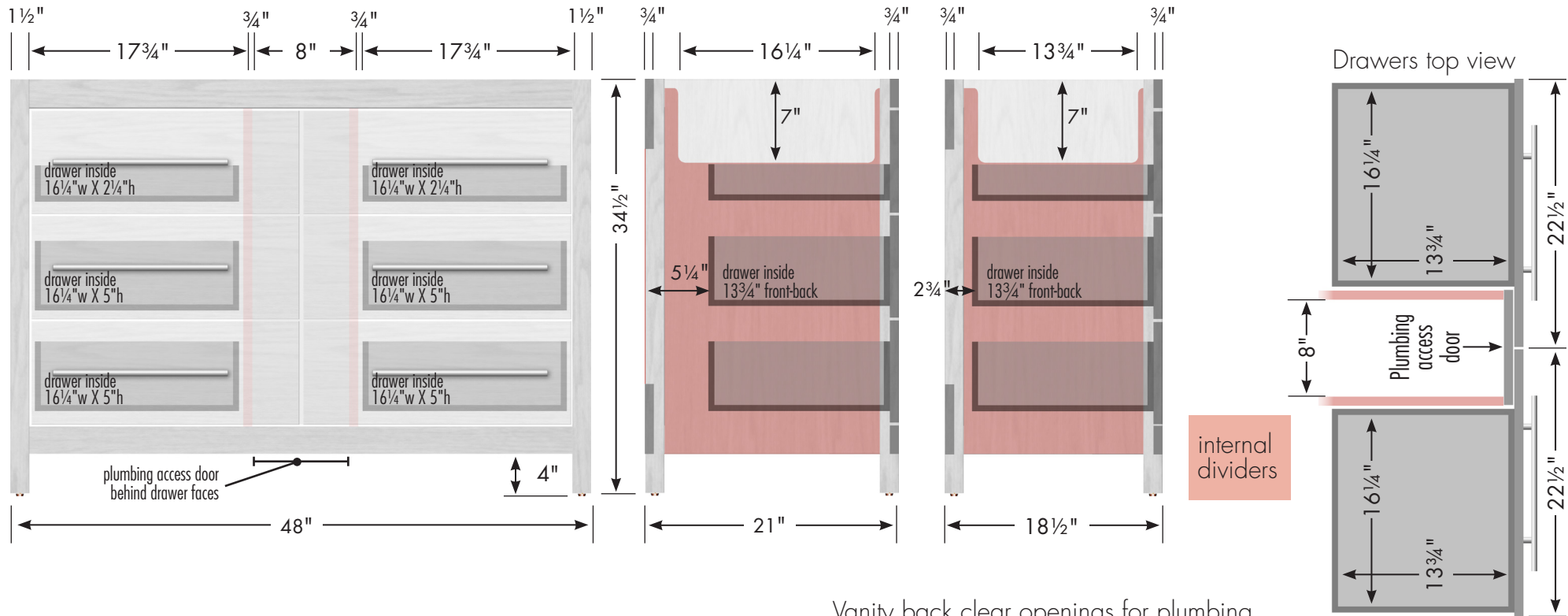
In most applications these slight variations will have no impact upon installation, appearance or function. However, when planning and finishing a space for a built in vanity, **do not frame or finish the space before measuring the actual cabinet!**

We can not be responsible for any expenses incurred as a result of the end user or contractor not following this guideline.

# STRASSER

Specifications:

**Belltown Vanity**  
48"w, 34½"h

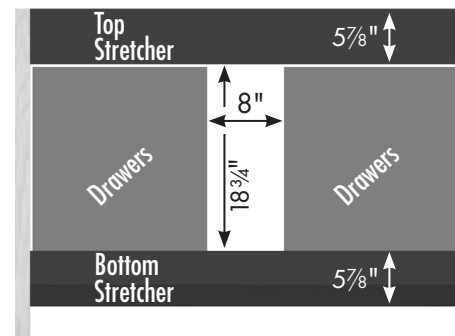


## 48" Belltown Vanity

48" wide  
34½" tall  
21" or 18½" front-to-back



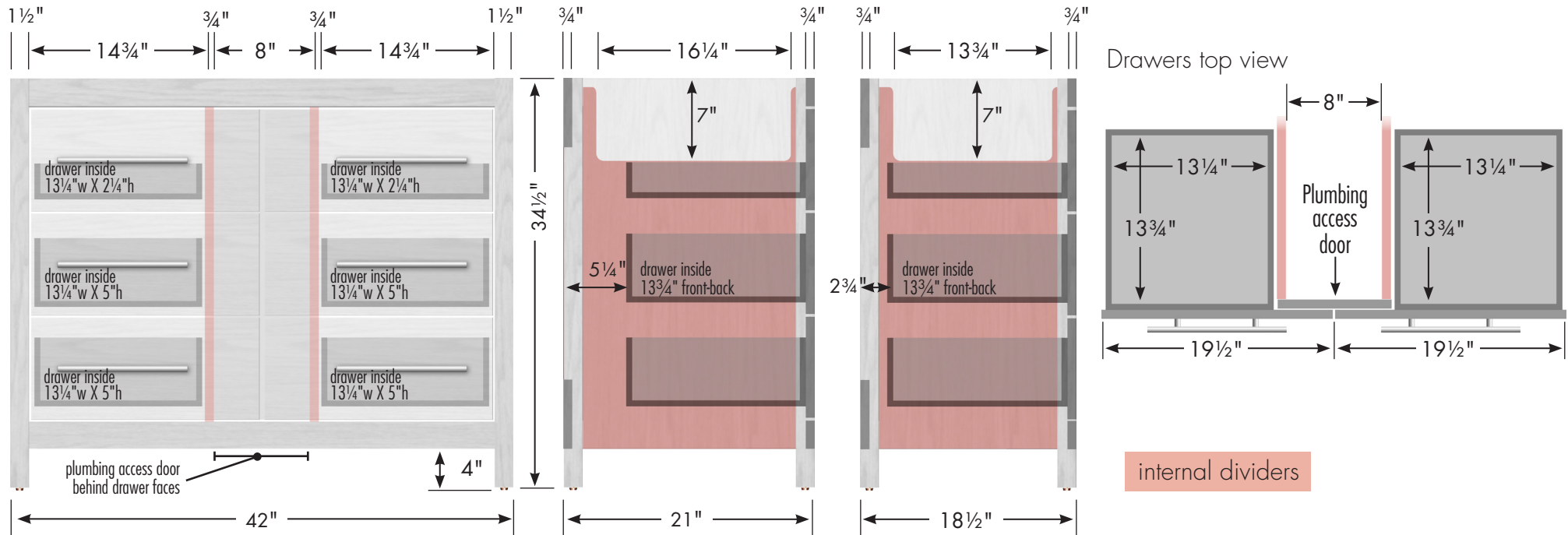
2



# STRASSER

Specifications:

**Belltown Vanity**  
42"w, 34½"h

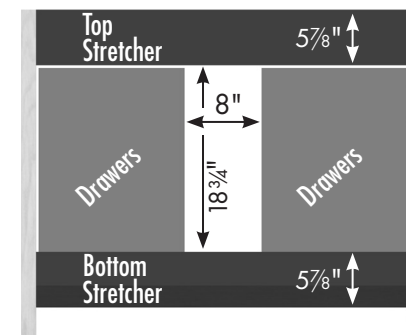


## 42" Belltown Vanity

42" wide  
34½" tall  
21" or 18½" front-to-back



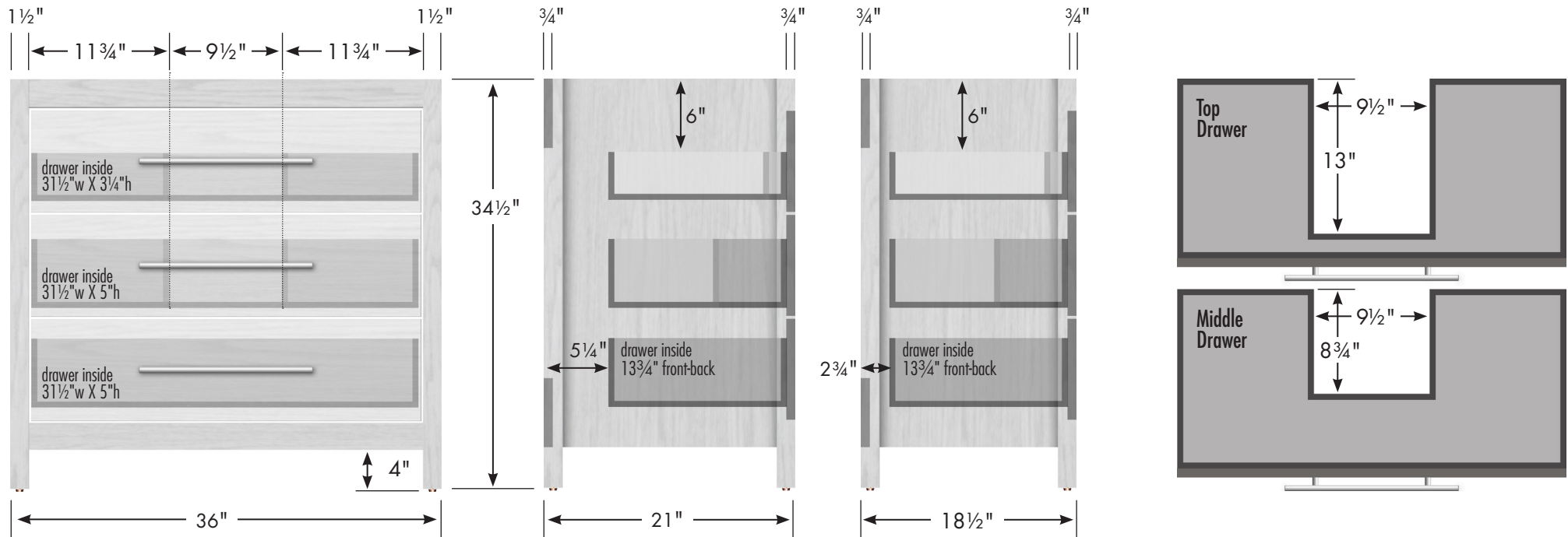
Vanity back clear openings for plumbing



# STRASSER

Specifications:

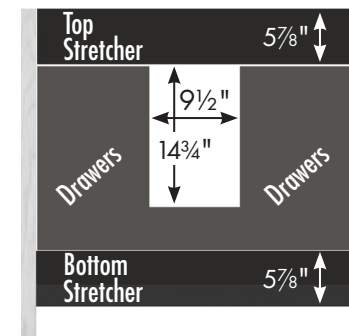
**Belltown Vanity**  
36"w, 34½"h



Vanity back clear openings for plumbing

## 36" Belltown Vanity

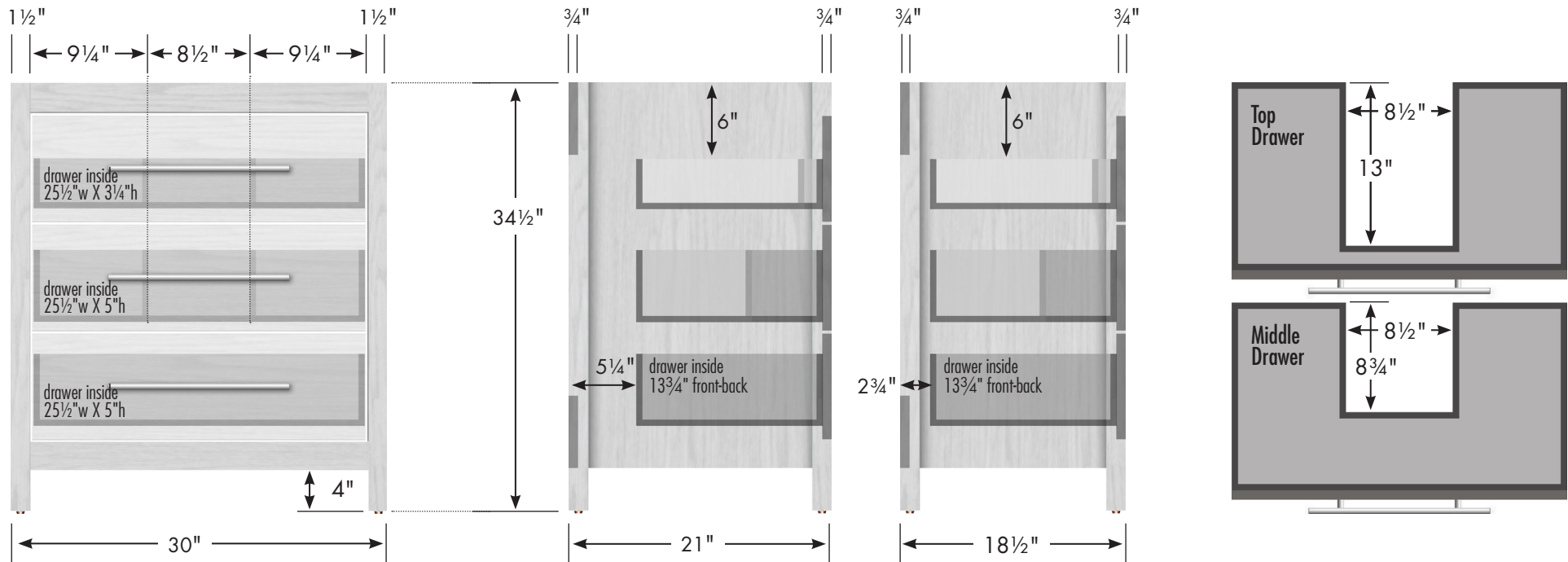
36" wide  
34½" tall  
21" or 18½" front-to-back



# STRASSER


Specifications:

**Belltown Vanity**  
30"w, 34½"h

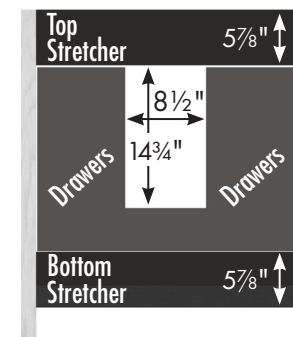


## 30" Belltown Vanity

30" wide  
34½" tall  
21" or 18½" front-to-back



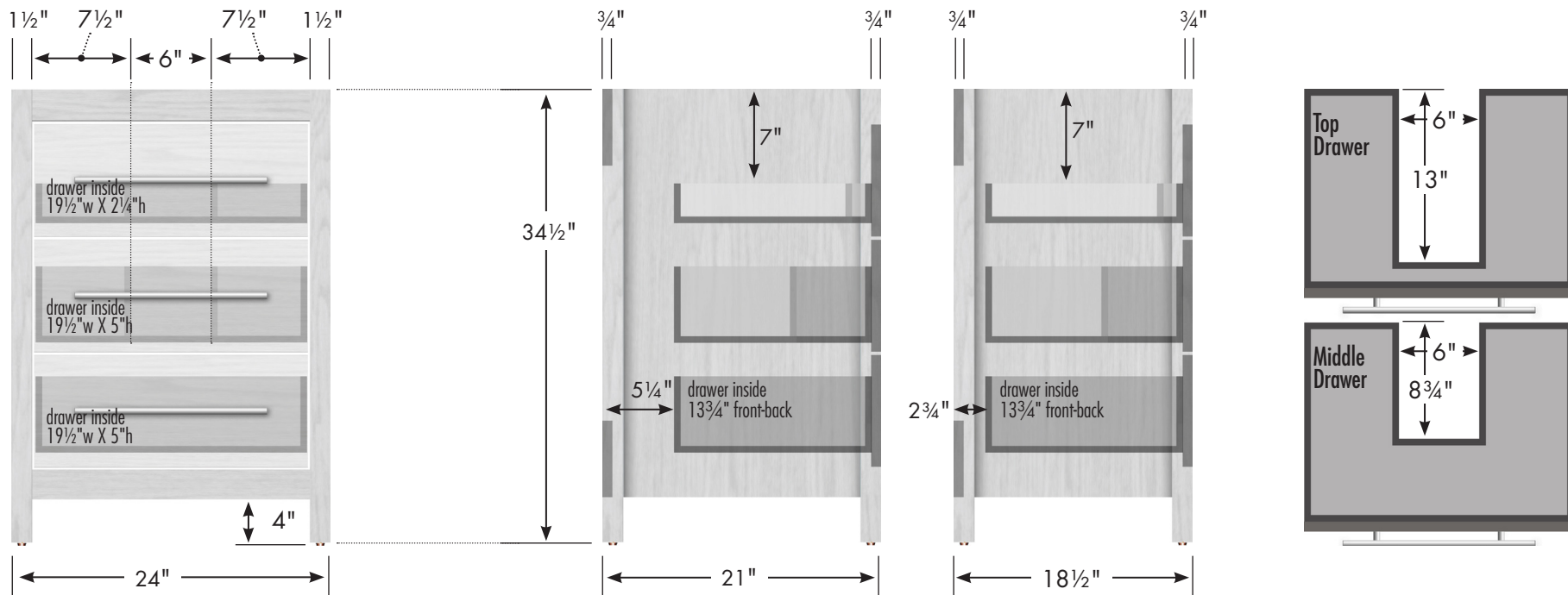
Vanity back clear openings for plumbing



# STRASSER

Specifications:

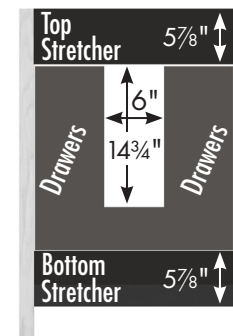
**Belltown Vanity**  
24"w, 34½"h



Vanity back clear openings for plumbing

## 24" Belltown Vanity

24" wide  
34½" tall  
21" or 18½" front-to-back



# STRASSER

Specifications:

**Belltown Linen**  
19½"w, 70"h

## SPECIAL NOTE

Serious or fatal crushing injuries can occur from a linen cabinet tipping over.

To help prevent tipover:

- Install provided tipover restraint
- Place heaviest items in the lower drawers
- Do not place heavy objects on top of this product
- Never allow children to climb or hang on drawers, doors or shelves
- Do not open more than one drawer at a time.

Use of tipover restraints may only reduce, but not eliminate, the risk of tipover.

We supply attachment hardware with your order but some applications may need different/additional hardware. Manufacturer assumes no liability for improper installation or excessive loads placed on screws, brackets or straps.

## 19½" Belltown Linen

19½" wide  
70" tall  
21" or 18½" front-to-back  
optional crown shown

