

Please fill in and email or fax both pages to us. email: orders@strasserwood.com fax 800.788.2047

Collection Primary Choice

- Alki: Essence View Spa
 Belltown
 SoDo SoDo Town
 Newhalem
 Wallingford Wallingford View Wallingford Town
 Ravenna Ravenna View Ravenna Town
 Montlake Montlake View Montlake Town
 Montlake EVO
 Wall Elements (Storage & Medicine Cabinets): Contemporary or Traditional
 Vanity Top

Finish

- Natural Cherry
 Cinnamon Cherry
 Pecan Cherry
 Chocolate Cherry
 Smoky Cherry
 Natural Maple
 Natural Oak
 Silver Oak
 Dusky Oak
 Midnight Oak
 Satin White
 Satin Silver
 Powder Grey
 Lapis Night
 Satin Black
 NW Green
 Rift White Oak
 Walnut

Door/Drawer Style

- Slab
 Shaker
 Deco Miter
 Ogee Miter
 Tiered Miter
 Ultraline
 Modern Miter

Vanity Top Finish

Granite & Quartz

- Granite**
 New Venetian Gold Blue Pearl
Quartz 2mm
 Serve
 Haida
 Marble Falls
 Arktos
 Arctic White
Quartz 3mm
 Lattice
 Cotton White
 London Grey
 Pearl White
 Dreamy Marfil
 Via Augusta
 Sangda Falls Grey
 Lake

Important Vanity Details

- Front-to-back: 21" 18"
 Drawers on the: Right Left (if applicable)
 If a 60" Vanity: Single Basin Double Basin

Important Vanity Top Details

- Front-to-back: 22" 19"
 Basin Color: White Biscuit
 Basin Shape: Oval Rectangular
 Faucet Drilling: 8" 4" Single Hole No drilling
 61" Tops: Single basin Double basin

Showrooms Only: Selection Center # K0023

NOTE about matching wall elements to collections

Alki Belltown, SoDo and Nehalem collections:

choose **Contemporary** wall storage and medicine cabinets.

Wallingford, Ravenna, Montlake collections:

choose **Traditional** wall storage and medicine cabinets.

Installed Hardware

Once you have chosen your door and drawer hardware, enter its item number on the order form in the line following the cabinet for which it was chosen.


| | | | |
|---|--------------|-----------------|---------------------------------|
|  | Knobs | Polished Chrome | 85-200 <input type="checkbox"/> |
| | | Satin Nickel | 85-202 <input type="checkbox"/> |
| | | Oiled Bronze | 85-203 <input type="checkbox"/> |


| | | |
|--------------------------|-------------|---------------------------------|
| Large Square Knob | Matte Black | 85-533 <input type="checkbox"/> |
|--------------------------|-------------|---------------------------------|


| | | | |
|--|--------------|-----------------|---------------------------------|
|  | Pulls | Polished Chrome | 85-400 <input type="checkbox"/> |
| | | Satin Nickel | 85-402 <input type="checkbox"/> |
| | | Oiled Bronze | 85-403 <input type="checkbox"/> |


| | | | |
|--|-----------------------|-----------------|---------------------------------|
|  | Arched Handles | Polished Nickel | 85-521 <input type="checkbox"/> |
| | | Brushed Nickel | 85-522 <input type="checkbox"/> |
| | | Oiled Bronze | 85-523 <input type="checkbox"/> |
| | | Champagne | 85-524 <input type="checkbox"/> |
| | | Matte Black | 85-525 <input type="checkbox"/> |
| | | | |

| | | | |
|---|---------------------------|----------------|---------------------------------|
|  | Contemporary Pulls | Chrome | 85-529 <input type="checkbox"/> |
| | | Champagne | 85-512 <input type="checkbox"/> |
| | | Brushed Nickel | 85-513 <input type="checkbox"/> |
| | | Matte Black | 85-531 <input type="checkbox"/> |
| | | | |

| | | | |
|--|--------------------------------|----------------|---------------------------------|
|  | Long Contemporary Pulls | Chrome | 85-530 <input type="checkbox"/> |
| | | Champagne | 85-514 <input type="checkbox"/> |
| | | Brushed Nickel | 85-515 <input type="checkbox"/> |
| | | Matte Black | 85-532 <input type="checkbox"/> |
| | | | |

| | | | |
|--|------------------------|-----------------|---------------------------------|
|  | Short Bar Pulls | Polished Chrome | 85-503 <input type="checkbox"/> |
| | | Satin Nickel | 85-504 <input type="checkbox"/> |
| | | Bronze Copper | 85-505 <input type="checkbox"/> |
| | | Matte Black | 85-520 <input type="checkbox"/> |
| | | | |

| | | | |
|--|-------------------------|-----------------|---------------------------------|
|  | Medium Bar Pulls | Polished Chrome | 85-509 <input type="checkbox"/> |
| | | Satin Nickel | 85-510 <input type="checkbox"/> |
| | | Oiled Bronze | 85-511 <input type="checkbox"/> |

| | | | |
|--|-----------------------|-----------------|---------------------------------|
|  | Long Bar Pulls | Polished Chrome | 85-506 <input type="checkbox"/> |
| | | Satin Nickel | 85-507 <input type="checkbox"/> |
| | | Oiled Bronze | 85-508 <input type="checkbox"/> |

| | | |
|-----------------------------|-------|---------------------------------|
| No Hardware/No Drill | | 85-000 <input type="checkbox"/> |
|-----------------------------|-------|---------------------------------|

Please fill in and fax or email both pages to us.

IMPORTANT: enter an item number for your hardware choice on the line below each cabinet item.

| Quantity | Model # | Size | Description | Cost |
|----------|---------|------|-----------------------------|-------|
| 1 | XX-XXX | XX" | Some Collection Vanity | \$XXX |
| | 85-801 | | Satin Nickel Arched Handles | \$0 |
| | | | | |
| | | | | |

Date ____ / ____ / ____

PO Number _____ Showroom _____

Address _____ City _____ State _____ Zip _____

Phone (____) _____ Fax (____) _____ Email _____

Showroom Contact Person _____

| Quantity | Model # | Size | Description | Cost |
|----------|---------|------|-------------|------|
| | | | | |
| | | | | |
| | | | | |
| | | | | |
| | | | | |
| | | | | |
| | | | | |
| | | | | |
| | | | | |
| | | | | |
| | | | | |
| | | | | |
| | | | | |
| | | | | |
| | | | | |

NOTES